



AHS series

Ø 6.5 mm cylindrical
miniaturized inductive sensors



Ø 6.5 mm cylindrical
miniaturized

features

- Miniaturized dimensions: Ø 6.5 x 20 mm (cable) / 30 mm (plug) length
- Operating voltage: 10...30 Vdc
- Output current: 100 mA
- LED output indicator
- Totally protected against electrical damages
- Cable and plug M8 output
- Stainless steel housing



web contents




- Application notes
- Photos
- Catalogue / Manuals



code description (*)

AH S / A P - 1 F 8F



Models with plug or cable exit in PUR → certification cULus

Models with cable exit in PVC → certification UL or cULus

(*) ATEX models available, contact our Sales Dept. for further information.

available models

diameter	installation	distance	plug	distance (mm)	PNP/NO	NPN/NO	PNP/NC	NPN/NC
Ø 6.5 mm	shielded	standard	cable	1.5	AHS/AP-1A	AHS/AN-1A	AHS/CP-1A	AHS/CN-1A
			M8		AHS/AP-1F	AHS/AN-1F	AHS/CP-1F	AHS/CN-1F
		long distance	cable	2	AHS/AP-3A	AHS/AN-3A	AHS/CP-3A	AHS/CN-3A
			M8		AHS/AP-3F	AHS/AN-3F	AHS/CP-3F	AHS/CN-3F

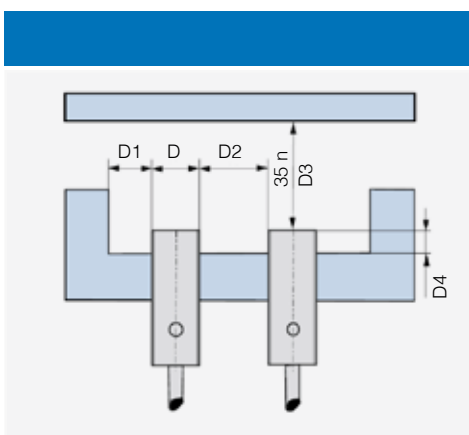
AHS

	AHS/**-1*	AHS/**-3*
		
nominal sensing distance	1,5 mm	2,0 mm
working distance	0...1.21 mm	0...1.62 mm
hysteresis	1...20%	
standard target	6.5 x 6.5 mm	
repeatability	5% @UB=20...30 V; Ta = 23°C ±5°C	
operating voltage	10...30 Vcc	
output type	NPN or PNP - NO or NC	
ripple	≤ 10%	
output current	≤ 100 mA	
output voltage drop	≤ 1.5 V @ 100mA	
no-load supply current	≤ 10 mA	
leakage current	≤ 10 µA	
switching frequency	7 kHz	
power on delay	≤ 50 ms	
temperature range	-25°C...+70°C	
temperature drift	≤ 10%	
power supply protections	polarity reversal	
output protection	short circuit (auto reset), overvoltage pulses	
EMC	in conformity with the EMC Directive according to IEC 60947-5-2	
shock and vibration	IEC 60947-5-2	
protection degree	IP67	
housing material	stainless steel AISI 303	
active head material	PBT	
reduction factor	see table	
LEDs	on (yellow LED)	
weight	30 g cable / 4g M8 connector	

correction factors

model	FE 360	copper	aluminium	brass	stainless steel
AHS/**1*	1	0.10 ± 10%	0.05 ± 10%	0.13 ± 10%	0.54 ± 10%
AHS/**3*		0.05 ± 10%		0.10 ± 10%	0.50 ± 10%

installation



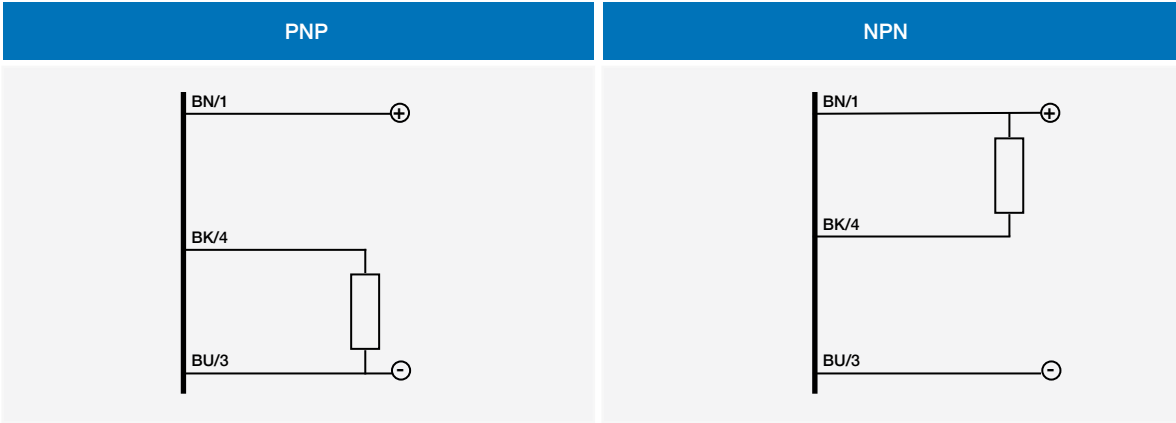
model	D4	D1	D2	D3
AHS/**-1*	≥ 3.9 mm ⁽¹⁾	≥ 6.5 mm	≥ 13 mm	≥ 4.5 mm
AHS/**-3*				≥ 6 mm

⁽¹⁾ ≥ 3 mm without ferro-magnetic material
⁽²⁾ ≥ 4 mm without ferro-magnetic material

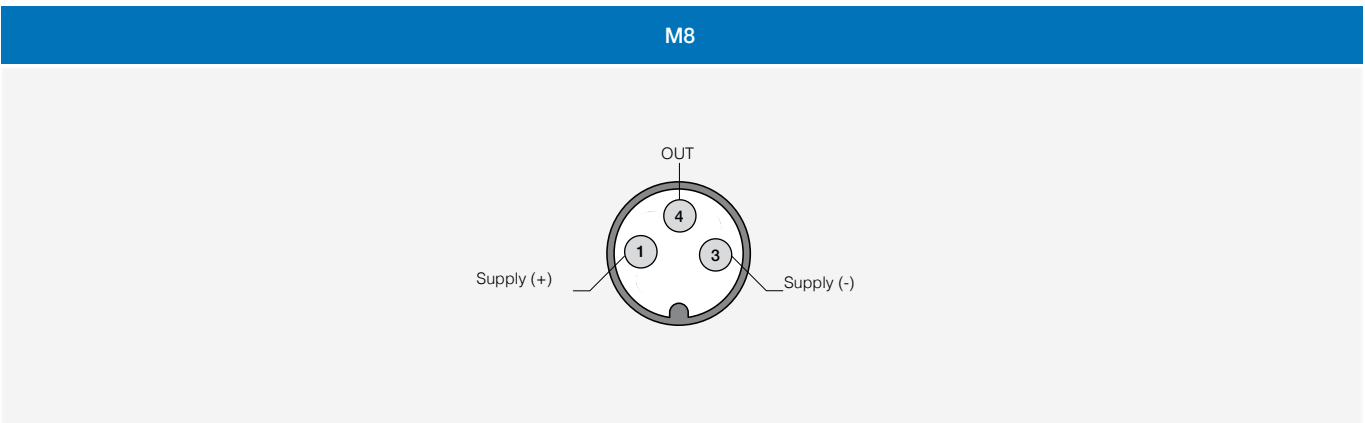
electrical diagrams of connections



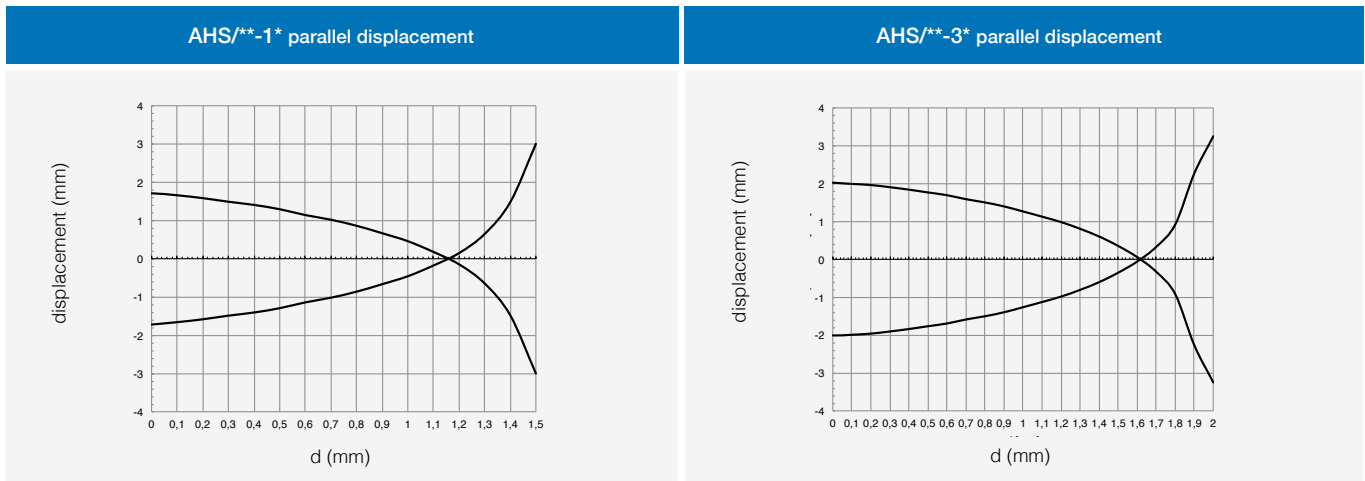
Ø 6.5 mm cylindrical miniaturized



plug



response diagram



Ø 6.5 mm cylindrical
miniaturized

AHS/**-*A	AHS/**-*F

1 LED