



FC3 series

Dual beams photoelectrics slot sensor for sensor edge detection



Dual beams slot sensor

features

- Dual beams photoelectric slot sensor
- RIAC output
- Light on/Dark on selectable by polarity inversion
- Approvals: CE



web contents



- Application notes
- Photos
- Catalogue / Manuals



ordering system

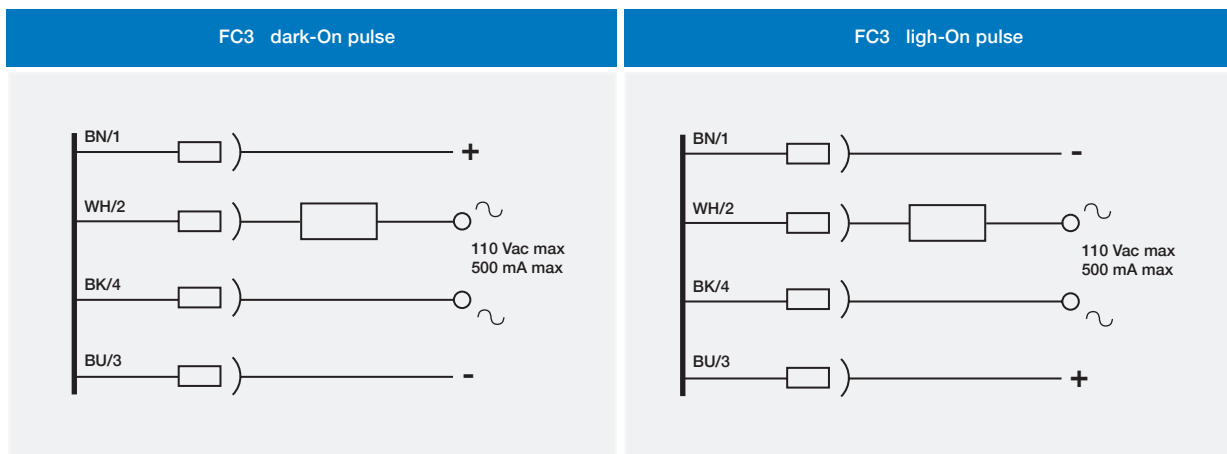
description	model
Dual beams photoelectric slot sensor for edge detection, Triac output, Output state Light ON/Dark ON selectable by polarity inversion.	FC3
Dual beams photoelectric slot sensor for edge detection, MOSFET output, Output state Light ON/Dark ON 24 Vdc/ac	FC3/A



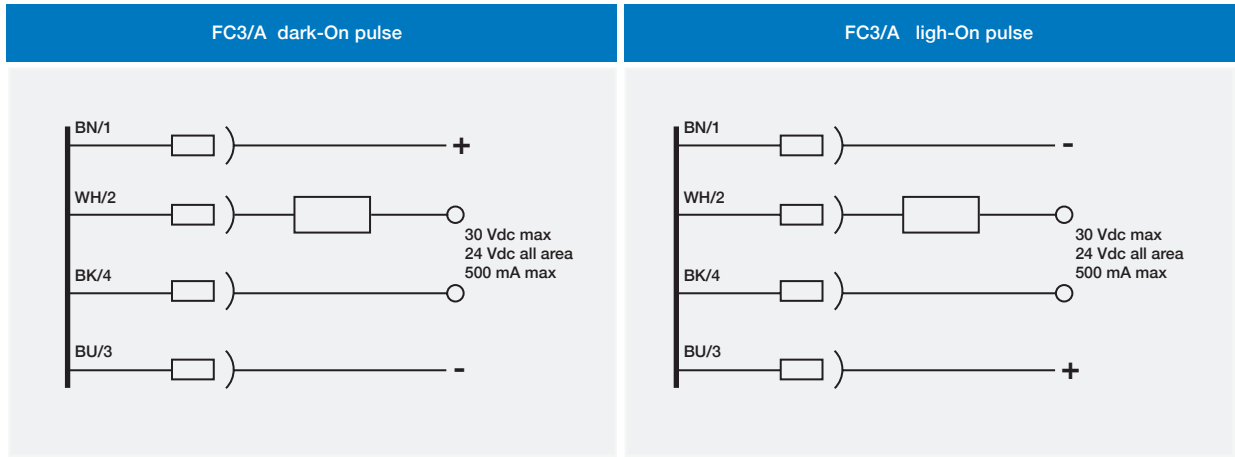
	dual beams photoelectric slot sensor for edge detection FC3	dual beams photoelectric slot sensor for edge detection FC3/A
optical axial distance	6,8 mm	
optics diameter	3 mm	
operating voltage	10...30 Vdc	
ripple	< 10 %	
no-load supply current	≤ 30 mA	
load current	max 500 mA (V = 110 Vac)	max 500 mA (V = 30 Vdc / 24 Vac)
leakage current	≤ 250 μA (V = 250 V max)	250 μA (V = 30 V max)
inrush current	5 A (T = 10 μsec)	
output voltage drop	≤ 1,2 V max. (500 mA)	
output type	TRIAC, L0/D0 selectable	MOSFET, L0/D0 selectable
blocking voltage / operating voltage	± 400 V / 110 Vac eff.	±40 / 30 Vdc - 24 Vac eff.
zero-voltage switching	●	-
emission	infrared (880 nm)	
sampling frequency	3,7 kHz	
switching frequency	25 Hz	
supply electrical protection	transient	
EMC	in conformity with the EMC Directive according to EN 60947-5-2	
protection degree	IP64 (EN60529) ⁽¹⁾	
LED indicators	green (supply) - red (output)	
housing material	PCB	
weight (approximate)	122 g	

⁽¹⁾ Protection guaranteed only with plug cable well mounted

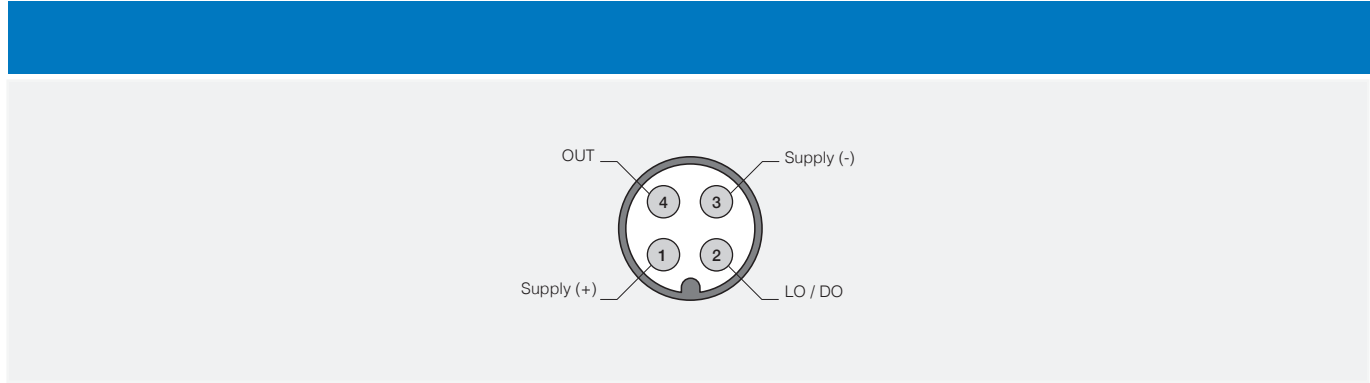
electrical diagrams of the connections



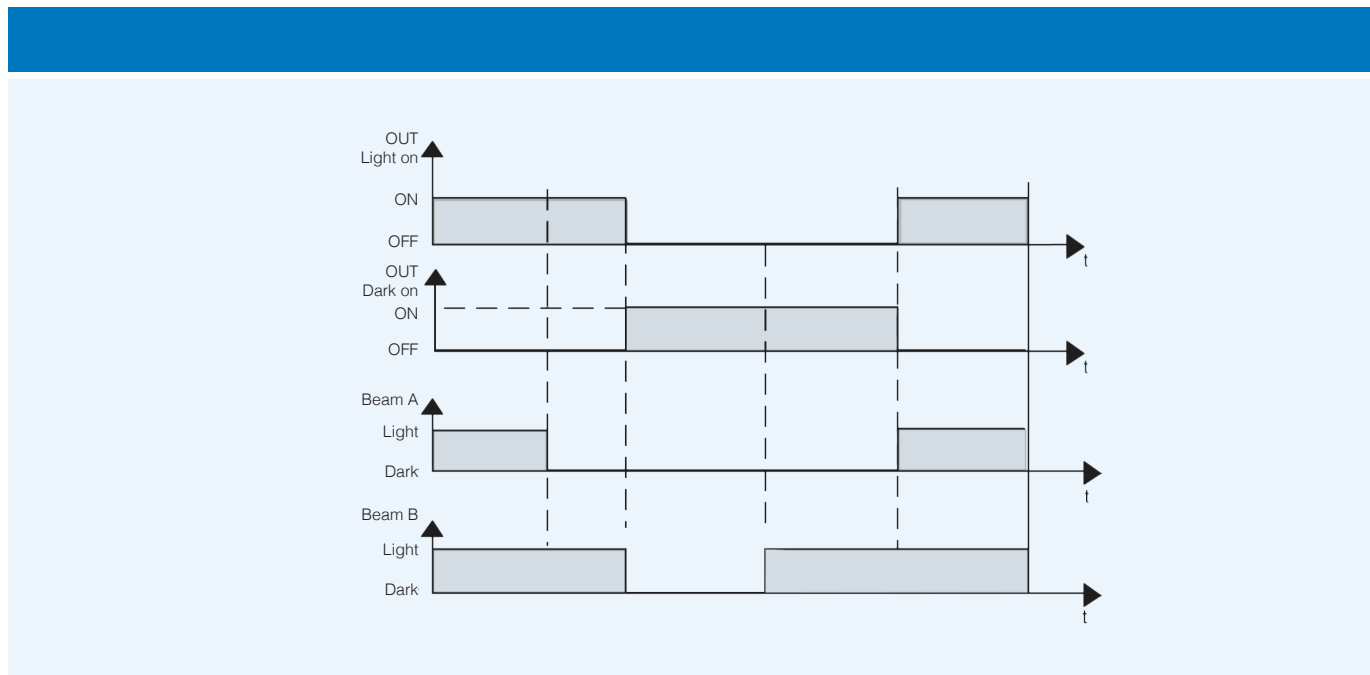
electrical diagrams of the connections



plug



logic diagram



Considering A as the outer ray and B as the inner ray referring to the fork input and the DARK ON operation mode, the output is activated when both A and B are intercepted by the edge and is deactivated when both A and B are free. The hysteresis is so equal to the optical interaxes 6 mm.

A: outer ray referring to the fork input
B: inner ray referring to the fork input



FC3/**-**

